








*México*

---



	MEXICO	Monterrey, Nuevo León	Hyundai	Hyundai:Hyundai:Accent:HC [0-3.5 PC]	B-Segment	2017-07	2023-06	28,560	30,766	16,387	0	0	0	0	0	0	
			Hyundai	Hyundai:Kia:Forte:BD [0-3.5 PC]	C-Segment	2018-07	2023-06	124,311	128,603	68,170	0	0	0	0	0	0	0
			Hyundai	Hyundai:Kia:Rio:BL7 [0-3.5 PC]	B-Segment	2022-07	2027-12	0	43,935	90,100	87,679	86,928	83,327	80,999	0	0	0
			Hyundai	Hyundai:Hyundai:Accent:BN7 [0-3.5 PC]	B-Segment	2023-07	2029-06	0	0	17,792	38,308	39,459	38,301	38,107	35,761	0	0
			Hyundai	Hyundai:Kia:Forte:BD(2) [0-3.5 PC]	C-Segment	2023-07	2028-06	0	0	61,353	124,536	120,019	118,297	116,354	56,761	0	0
			Hyundai	Hyundai:Kia:Rio:BL7(2) [0-3.5 PC]	B-Segment	2028-01	2033-06	0	0	0	0	0	0	0	0	139,841	0
			Hyundai	Hyundai:Kia:Forte:BD(3) [0-3.5 PC]	C-Segment	2028-07	2033-06	0	0	0	0	0	0	0	0	0	56,376
			Annual Production KIA - Hyundai								233,440	246,141	253,802	250,523	246,406	239,925	235,460
	MEXICO	Agascalientes	Daimler	Daimler:Mercedes-Benz:GLB:X247 [0-3.5 PC]	C-Segment	2019-07	2026-12	77,141	66,084	65,974	70,007	65,588	57,985	0	0	0	
																	Annual Production Mercedes Benz
	MEXICO	San Luis Potosí	BMW	BMW:BMW-3-Series:G20 [0-3.5 PC]	D-Segment	2019-04	2025-10	61,106	65,336	65,880	64,352	53,345	0	0	0	0	
			BMW	BMW:BMW-2-Series:G42 [0-3.5 PC]	C-Segment	2021-08	2028-07	6,818	38,369	38,689	37,478	34,977	34,100	31,659	17,104	0	
			BMW	BMW:BMW-3-Series:G50 [0-3.5 PC]	D-Segment	2025-11	2032-12	0	0	0	0	9,082	60,778	58,836	54,526	0	
			BMW	BMW:BMW-2-Series:G42(2) [0-3.5 PC]	C-Segment	2028-08	2035-07	0	0	0	0	0	0	0	0	16,648	
Annual Production BMW								67,924	103,705	104,569	101,830	97,404	94,878	90,495	88,278		
	MEXICO	Agascalientes	Renault-Nissan-Mitsubishi	Renault-Nissan-Mitsubishi:Infiniti:QX50:P71A [0-3.5 PC]	C-Segment	2017-11	2023-10	24,190	20,768	17,793	0	0	0	0	0		
			Renault-Nissan-Mitsubishi	Renault-Nissan-Mitsubishi:Infiniti:QX55:N71A [0-3.5 PC]	C-Segment	2021-02	2027-01	8,741	7,554	8,091	7,538	6,531	5,609	455	0		
			Renault-Nissan-Mitsubishi	Renault-Nissan-Mitsubishi:Infiniti:QX50:P71A(2) [0-3.5 PC]	C-Segment	2023-11	2029-10	0	0	3,353	24,190	26,657	25,654	24,364	23,574		
			Renault-Nissan-Mitsubishi	Renault-Nissan-Mitsubishi:Infiniti:QX55:N71A(2) [0-3.5 PC]	C-Segment	2027-02	2033-01	0	0	0	0	0	0	0	8,390	9,506	
			Annual Production Infiniti								32,931	28,322	29,237	31,728	33,188	31,263	33,209
	MEXICO	Sahagún, Hidalgo	Jianghuai	Jianghuai:JAC:Sei 2:S201 [0-3.5 PC]	B-Segment	2017-04	2021-09	705	0	0	0	0	0	0	0		
			Jianghuai	Jianghuai:JAC:Sei 3:S301 [0-3.5 PC]	C-Segment	2017-04	2021-03	147	0	0	0	0	0	0	0	0	
			Jianghuai	Jianghuai:JAC:Sei 7:S7 [0-3.5 PC]	D-Segment	2018-09	2024-03	234	207	208	34	0	0	0	0		
			Jianghuai	Jianghuai:JAC:Frison T6:T6 [0-3.5 LCV]	Full-Size Full-Frame	2018-12	2025-12	807	712	710	689	652	0	0	0		
			Jianghuai	Jianghuai:JAC:Frison T8:P622 [0-3.5 LCV]	Full-Size Full-Frame	2019-10	2024-06	588	533	531	267	0	0	0	0		
			Jianghuai	Jianghuai:JAC:Sei 4:S4 [0-3.5 PC]	C-Segment	2019-10	2024-12	529	544	550	524	0	0	0	0		
			Jianghuai	Jianghuai:JAC:X200:HFC6600/HFC6800(2) [3.5-6 LCV]	Full-Size Full-Frame	2019-12	2023-07	447	451	266	0	0	0	0	0		
			Jianghuai	Jianghuai:JAC:J7:A432 [0-3.5 PC]	D-Segment	2020-11	2025-10	175	179	182	191	163	0	0	0		
			Jianghuai	Jianghuai:JAC:Sei 7 Pro:X7 [0-3.5 PC]	D-Segment	2020-11	2024-03	114	141	139	32	0	0	0	0		
			Jianghuai	Jianghuai:JAC:Sei 3:S301(2) [0-3.5 PC]	C-Segment	2021-06	2027-03	482	818	825	1,105	1,008	918	101	0		
			Jianghuai	Jianghuai:JAC:Sei 2:S201(2) [0-3.5 PC]	B-Segment	2021-10	2027-09	236	980	992	1,567	1,433	1,401	787	0		
			Jianghuai	Jianghuai:JAC:X200:HFC6600/HFC6800(3) [3.5-6 LCV]	Full-Size Full-Frame	2023-08	2033-07	0	0	187	537	521	505	496	488		
			Jianghuai	Jianghuai:JAC:Sei 7 Pro:X7(2) [0-3.5 PC]	D-Segment	2024-04	2031-03	0	0	284	361	335	326	301	0		
			Jianghuai	Jianghuai:JAC:Frison T8:P622(2) [3.5-6 LCV]	Full-Size Full-Frame	2024-07	2030-06	0	0	0	301	700	684	673	671		
			Jianghuai	Jianghuai:JAC:Sei 4:X4(2) [0-3.5 PC]	C-Segment	2025-01	2030-12	0	0	0	0	625	657	639	610		
			Jianghuai	Jianghuai:JAC:J7:A432(2) [0-3.5 PC]	D-Segment	2025-11	2031-10	0	0	0	0	111	800	715	634		
			Jianghuai	Jianghuai:JAC:Frison T6:T6(2) [0-3.5 LCV]	Full-Size Full-Frame	2026-01	2035-12	0	0	0	0	0	736	729	714		
			Jianghuai	Jianghuai:JAC:Sei 3:S301(3) [0-3.5 PC]	C-Segment	2026-04	2032-03	0	0	0	0	0	928	1,531	1,639		
			Jianghuai	Jianghuai:JAC:Sei 2:S201(3) [0-3.5 PC]	B-Segment	2027-10	2033-09	0	0	0	0	0	0	748	2,432		
			Annual Production JAC								4,464	4,565	4,590	5,531	5,574	6,964	6,745

Source: INA with information from IHS Markit

	2021	2022	2023	2024	2025	2026	2027	2027
<b>TOTAL Annual Production</b>	<b>3,493,797</b>	<b>3,634,322</b>	<b>3,587,666</b>	<b>3,835,874</b>	<b>3,882,516</b>	<b>3,925,170</b>	<b>3,892,454</b>	<b>3,893,512</b>




*Estados Unidos*

---







TESLA		Gigafactory Texas	Tesla	Tesla: Tesla:Model 3:Model E [0-3.5 PC]	D-Segment	2022-01	2027-06	0	36,841	45,255	44,523	45,481	42,302	21,156	0		
		Gigafactory Texas #2	Tesla	Tesla: Tesla:Model 3:Model E(2) [0-3.5 PC]	D-Segment	2027-07	2037-06	0	0	0	0	0	0	19,865	46,312		
			Tesla	Tesla: Tesla:Cybertruck:Cybertruck [3.5-6 LCV]	E-Segment	2021-12	2032-03	10	88,399	182,578	158,576	114,393	102,691	94,687	90,590		
						Annual Production Tesla											
						523,727	578,431	561,969	491,002	445,164	420,615	407,100	412,125				
	United States	Georgetown #1	Toyota	Toyota:Toyota:Camry:010B [0-3.5 PC]	D-Segment	2017-06	2023-07	183,683	186,657	104,015	0	0	0	0	0		
			Toyota	Toyota:Toyota:Avalon:370B [0-3.5 PC]	D-Segment	2018-04	2024-03	24,340	25,453	24,687	5,215	0	0	0	0		
			Toyota	Toyota:Toyota:Camry:010B(2) [0-3.5 PC]	D-Segment	2023-08	2029-07	0	0	63,346	156,914	144,030	143,236	134,714	131,918		
		Georgetown #2	Toyota	Toyota:Toyota:Avalon:370B(2) [0-3.5 PC]	D-Segment	2024-04	2030-03	0	0	0	16,778	23,510	24,040	22,929	22,434	0	0
			Toyota	Toyota:Toyota:Camry:010B [0-3.5 PC]	D-Segment	2017-07	2023-07	162,630	169,421	84,856	0	0	0	0	0	0	
			Toyota	Toyota:Toyota:RAV4:310B [0-3.5 PC]	D-Segment	2020-01	2024-10	48,780	45,032	42,126	34,277	0	0	0	0	0	
		Georgetown #3	Toyota	Toyota:Toyota:Camry:010B(2) [0-3.5 PC]	D-Segment	2023-08	2029-07	0	0	61,130	155,637	142,381	127,658	110,392	95,527		
			Toyota	Toyota:Toyota:RAV4:310B(2) [0-3.5 PC]	D-Segment	2024-11	2030-10	0	0	0	8,407	51,863	54,262	53,786	51,237	0	0
			Toyota	Toyota:Lexus:ES:240B [0-3.5 PC]	E-Segment	2018-08	2024-08	43,401	47,815	46,075	30,493	0	0	0	0	0	
		Huntsville (Discovery)	Toyota	Toyota:Lexus:ES:240B(2) [0-3.5 PC]	E-Segment	2024-09	2030-08	0	0	14,577	48,362	48,940	46,390	44,363	44,363	0	0
			Toyota	Toyota:Toyota:Corolla Cross:890B [0-3.5 PC]	C-Segment	2021-09	2028-08	6,419	128,760	137,728	130,586	127,916	123,841	122,750	78,163	0	0
			Toyota	Toyota:Toyota:Corolla Cross:890B(2) [0-3.5 PC]	C-Segment	2028-09	2035-08	0	0	0	0	0	0	0	0	45,088	0
		Princeton East	Toyota	Toyota:Toyota:Highlander:550B [0-3.5 PC]	D-Segment	2019-12	2025-11	104,222	110,941	117,641	115,433	111,081	0	0	0	0	0
			Toyota	Toyota:Toyota:Sienna:500B [0-3.5 PC]	E-Segment	2020-10	2028-09	108,980	80,332	75,212	69,957	65,574	62,561	62,118	44,977	0	0
			Toyota	Toyota:Toyota:Highlander:550B(2) [0-3.5 PC]	D-Segment	2025-12	2031-11	0	0	0	0	9,066	128,515	132,267	129,756	0	0
		Princeton West	Toyota	Toyota:Toyota:Sienna:500B(2) [0-3.5 PC]	E-Segment	2028-10	2036-09	0	0	0	0	0	0	0	0	17,889	0
			Toyota	Toyota:Toyota:Sequoia:200L [0-3.5 PC]	Full-Size Full-Frame	2007-11	2022-06	9,602	4,572	0	0	0	0	0	0	0	0
			Toyota	Toyota:Toyota:Highlander:550B [0-3.5 PC]	D-Segment	2019-12	2025-11	190,947	191,937	115,649	102,365	98,505	0	0	0	0	0
		San Antonio	Toyota	Toyota:Toyota:Grand Highlander:200D [0-3.5 PC]	E-Segment	2023-05	2029-04	0	0	65,811	88,476	82,827	77,283	74,818	72,451	0	0
			Toyota	Toyota:Lexus:TX:220D [0-3.5 PC]	E-Segment	2023-10	2029-09	0	0	7,807	31,035	32,412	32,053	30,458	29,721	0	0
			Toyota	Toyota:Toyota:Highlander:550B(2) [0-3.5 PC]	D-Segment	2025-12	2031-11	0	0	0	0	7,125	105,490	105,904	103,893	0	0
		Tupelo	Toyota	Toyota:Toyota:Tundra:480A/180L [0-3.5 LCV]	Full-Size Full-Frame	2006-10	2021-10	109,447	0	0	0	0	0	0	0	0	0
			Toyota	Toyota:Toyota:Tacoma:989A [0-3.5 LCV]	Compact Full-Frame	2015-08	2021-10	40,977	0	0	0	0	0	0	0	0	0
			Toyota	Toyota:Toyota:Tundra:780B [0-3.5 LCV]	Full-Size Full-Frame	2021-11	2028-10	9,846	154,920	144,481	135,345	128,847	119,989	114,228	97,451	0	0
Volkswagen	United States	Chattanooga	Volkswagen	Volkswagen:Volkswagen:Passat:VW411 [0-3.5 PC]	D-Segment	2011-03	2022-07	22,209	14,287	0	0	0	0	0	0		
			Volkswagen	Volkswagen:Volkswagen:Atlas:VW416 [0-3.5 PC]	D-Segment	2017-02	2026-01	63,181	65,602	68,575	64,567	63,121	4,769	0	0		
			Volkswagen	Volkswagen:Volkswagen:Atlas Cross Sport:VW416/1 [0-3.5 PC]	D-Segment	2020-01	2025-12	38,405	39,256	39,999	36,746	35,234	0	0	0		
Zoox	United States	Fremont	Zoox	Zoox:Zoox:Zoox:Zoox 1 [0-3.5 PC]	A-Segment	2023-01	2026-12	0	0	1,581	2,493	2,504	2,600	0	0		

Source: INA with information from IHS Markit

	2021	2022	2023	2024	2025	2026	2027	2027
<b>TOTAL Annual Production</b>	<b>10,783,577</b>	<b>11,554,675</b>	<b>11,437,487</b>	<b>11,271,204</b>	<b>11,262,307</b>	<b>11,191,171</b>	<b>11,278,259</b>	<b>11,448,928</b>





*Canadá*

---

## Forecast of Light Vehicle Production in Canada 2021 - 2028

BRAND	FACILITY	PRODUCTION PLACE	DESIGN PARENT	GLOBAL NAME PLATE	VEHICLE SEGMENT	SOP	EOP	CY 2021	CY 2022	CY 2023	CY 2024	CY 2025	CY 2026	CY 2027	CY 2028			
	Canada	Brampton	Stellantis	Stellantis:Dodge:Charger:LD [0-3.5 PC]	E-Segment	2010-12	2024-12	81,438	92,366	82,367	81,826	0	0	0	0			
			Stellantis	Stellantis:Chrysler:300:LX [0-3.5 PC]	E-Segment	2011-02	2023-12	19,322	22,657	20,205	0	0	0	0	0	0		
			Stellantis	Stellantis:Dodge:Challenger:LA [0-3.5 PC]	D-Segment	2014-07	2024-03	53,265	59,256	52,841	13,627	0	0	0	0	0		
			Stellantis	Stellantis:C-Van:AV:X805 [0-3.5 LCV]	D-Segment	2024-04	2031-03	0	0	0	42,562	59,430	62,859	61,842	59,884			
			Stellantis	Stellantis:Dodge:Charger:LD(2) [0-3.5 PC]	E-Segment	2025-01	2031-12	0	0	0	0	0	74,170	80,358	78,028	76,172		
			Stellantis	Stellantis:Chrysler:Pacific/Voyager:RU [0-3.5 PC]	E-Segment	2016-02	2025-12	151,200	151,630	149,158	153,457	163,387	0	0	0	0		
	Stellantis	Stellantis:Chrysler:E-CUV:RY [0-3.5 PC]	E-Segment	2024-08	2031-07	0	0	0	18,758	46,459	45,350	44,761	43,120					
	Stellantis	Stellantis:Chrysler:Pacific/Voyager:RV [0-3.5 PC]	E-Segment	2026-01	2031-12	0	0	0	0	0	161,789	170,646	173,221					
	<b>Annual Production Stellantis</b>								<b>305,225</b>	<b>325,909</b>	<b>304,571</b>	<b>310,230</b>	<b>343,446</b>	<b>350,356</b>	<b>355,277</b>	<b>352,397</b>		
		Canada	Oakville	Ford	Ford:Ford:GT:S922 [0-3.5 PC]	E-Segment	2016-12	2022-10	239	211	0	0	0	0	0	0		
Ford				Ford:Ford:Edge:CD539 [0-3.5 PC]	D-Segment	2015-01	2024-08	131,760	120,343	119,966	73,900	0	0	0	0			
Ford				Ford:Lincoln:MKX/Nautilus:U540 [0-3.5 PC]	D-Segment	2015-05	2023-06	28,973	26,417	13,999	0	0	0	0	0			
Ford				Ford:Lincoln:CD-CUV EV:CDX847 [0-3.5 PC]	D-Segment	2024-06	2030-05	0	0	0	3,828	6,570	7,278	7,863	8,279			
Ford				Ford:Ford:C-Van EV:AV:X805 [0-3.5 LCV]	C-Segment	2025-11	2031-10	0	0	0	0	0	113	1,193	1,493	1,763		
Ford				Ford:Ford:Mustang Mach-E:CDX733 [0-3.5 PC]	C-Segment	2026-07	2032-06	0	0	0	0	0	0	36,748	81,267	87,701		
Ford				Ford:Ford:C-SUV EV:CDX799 [0-3.5 PC]	C-Segment	2026-07	2032-06	0	0	0	0	0	0	18,130	32,637	36,513		
Ford				Ford:Lincoln:C-CUV EV:CX748 [0-3.5 PC]	C-Segment	2026-07	2032-06	0	0	0	0	0	0	5,343	10,302	11,344		
<b>Annual Production Ford</b>								<b>160,972</b>	<b>146,971</b>	<b>133,965</b>	<b>77,728</b>	<b>6,683</b>	<b>68,692</b>	<b>133,562</b>	<b>145,600</b>			
				Canada	CAMI #1	General Motors	General Motors:BrightDrop:EV600:BV1HX [3.5-6 LCV]	Full-Size Full-Frame	2021-11	2031-10	476	18,772	20,565	21,728	19,928	17,483	18,377	18,023
	General Motors	General Motors:Chevrolet:Equinox:D2UC [0-3.5 PC]	D-Segment			2017-01	2023-06	98,831	132,503	70,314	0	0	0	0	0			
	CAMI #2	General Motors	General Motors:GMC:C-CUV EV:G233 [0-3.5 PC]		C-Segment	2024-04	2030-03	0	0	0	11,143	17,080	17,954	19,671	21,148			
		General Motors	General Motors:Chevrolet:Silverado HD:T1XCH [3.5-6 LCV]		Full-Size Full-Frame	2021-10	2025-12	6,497	59,646	49,072	47,362	45,231	0	0	0			
	Oshawa #2	General Motors	General Motors:Chevrolet:Silverado:T1XCF [0-3.5 LCV]		Full-Size Full-Frame	2022-05	2025-12	0	29,790	53,159	53,200	52,365	0	0	0			
	<b>Annual Production General Motors</b>								<b>105,804</b>	<b>240,711</b>	<b>193,110</b>	<b>133,433</b>	<b>134,604</b>	<b>35,437</b>	<b>38,048</b>	<b>39,171</b>		
	Canada	Alliston #1	Honda	Honda:Honda:Civic:2SV [0-3.5 PC]	C-Segment	2015-10	2021-03	34,472	0	0	0	0	0	0	0			
			Honda	Honda:Honda:Civic:2YN [0-3.5 PC]	C-Segment	2021-04	2026-03	149,156	217,938	218,835	214,536	212,930	51,019	0	0			
			Honda	Honda:Honda:Civic:2YN(2) [0-3.5 PC]	C-Segment	2026-04	2031-03	0	0	0	0	0	176,789	250,576	247,465			
		Alliston #2	Honda	Honda:Honda:CR-V:2HX [0-3.5 PC]	C-Segment	2016-12	2022-04	200,393	62,682	0	0	0	0	0	0	0		
			Honda	Honda:Honda:CR-V:2YC [0-3.5 PC]	C-Segment	2022-04	2027-03	0	135,132	198,628	189,296	183,420	181,984	39,541	0			
			Honda	Honda:Honda:CR-V:2YC(2) [0-3.5 PC]	C-Segment	2027-04	2032-03	0	0	0	0	0	0	146,606	199,166			
<b>Annual Production Honda</b>								<b>384,021</b>	<b>415,752</b>	<b>417,463</b>	<b>403,832</b>	<b>396,350</b>	<b>409,792</b>	<b>436,723</b>	<b>446,631</b>			
	Canada	Cambridge North	Toyota	Toyota:Toyota:RAV4:310B [0-3.5 PC]	D-Segment	2019-03	2024-10	197,389	165,096	159,179	127,872	0	0	0	0			
			Toyota	Toyota:Lexus:NX:800B [0-3.5 PC]	D-Segment	2022-03	2029-02	0	40,706	55,926	53,104	52,509	50,639	49,289	47,505			
			Toyota	Toyota:Toyota:RAV4:310B(2) [0-3.5 PC]	D-Segment	2024-11	2030-10	0	0	0	20,390	156,738	155,646	154,432	152,091			
		Cambridge South	Toyota	Toyota:Lexus:RX:760A [0-3.5 PC]	D-Segment	2015-09	2022-09	112,059	87,992	0	0	0	0	0	0	0		
			Toyota	Toyota:Lexus:RX:910B [0-3.5 PC]	D-Segment	2022-10	2029-09	0	21,354	114,773	104,838	100,402	97,734	92,787	91,501			
			Toyota	Toyota:Toyota:RAV4:310B [0-3.5 PC]	D-Segment	2018-11	2024-10	219,444	202,156	183,278	144,635	0	0	0	0			
	Woodstock	Toyota	Toyota:Toyota:RAV4:310B(2) [0-3.5 PC]	D-Segment	2024-11	2030-10	0	0	0	21,009	177,848	186,074	184,444	175,702				
	<b>Annual Production Toyota</b>								<b>528,892</b>	<b>517,304</b>	<b>513,156</b>	<b>471,848</b>	<b>487,497</b>	<b>490,093</b>	<b>480,952</b>	<b>466,799</b>		

Source: INA with information from IHS Markit

	2021	2022	2023	2024	2025	2026	2027	2028
<b>TOTAL Annual Production</b>	<b>1,484,914</b>	<b>1,646,647</b>	<b>1,562,265</b>	<b>1,397,071</b>	<b>1,368,580</b>	<b>1,354,370</b>	<b>1,444,562</b>	<b>1,450,598</b>