



**Industria Nacional
de Autopartes, A.C.**

Statistical Outlook

Short version

Vehicles

Jan - Dec 2020

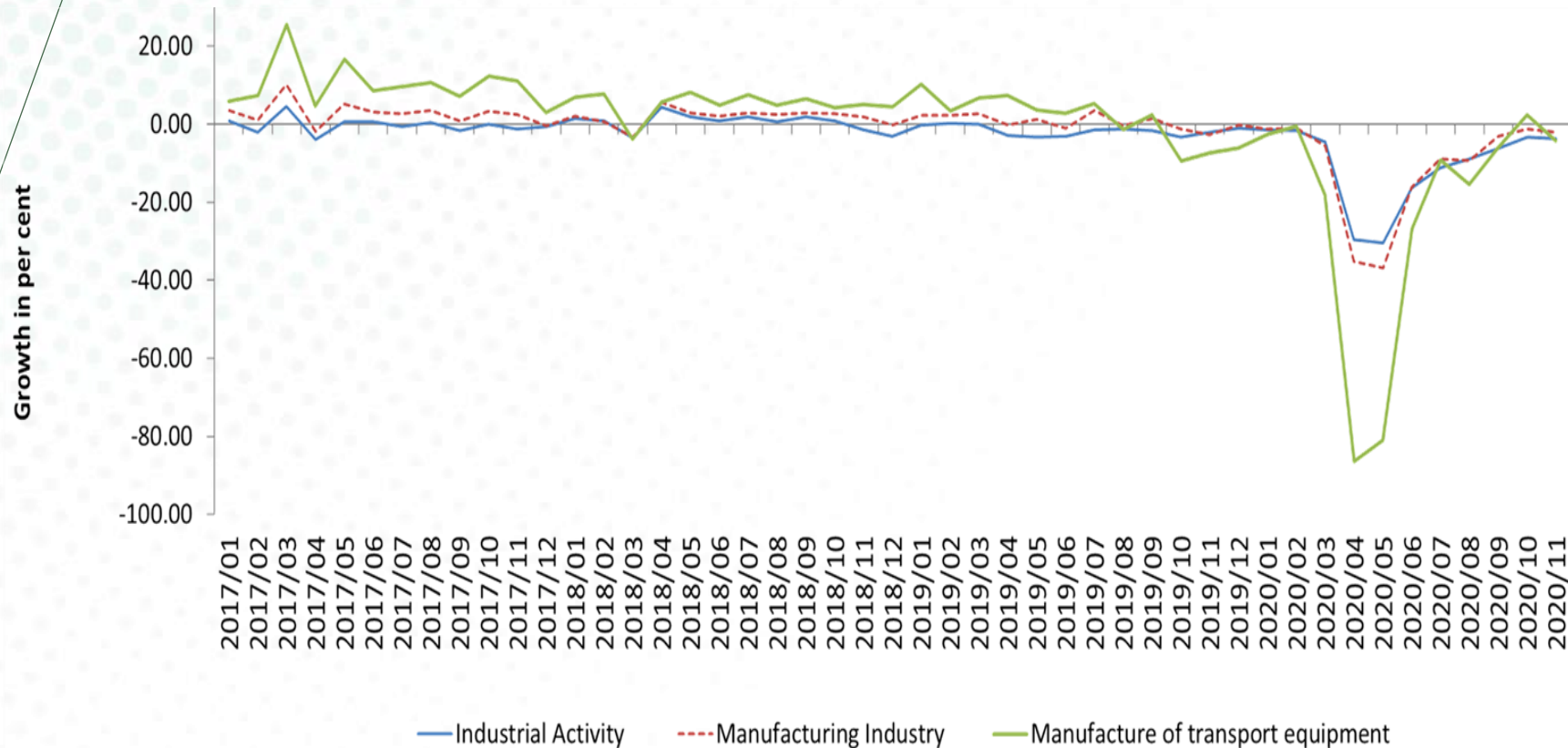
	Page #
Summary	3
Mexican economic environment	4
Production of light vehicles in the world	5
Production of light vehicles for exports in the world	6
Production & exports of light vehicles in North America	7
Sales of domestic market of light vehicles at our main exports markets	8
Production of heavy vehicles in Mexico	9
Production of heavy vehicles for exports in Mexico	10
Forecast of light vehicle production in North America	11

Summary

	Mexico
Mexican economic environment	During November of 2020, industrial production in Mexico decreased (-) 3.72 per cent, in regards to the same month of the previous year.
Light vehicles production	Between January and December of 2020, production of light vehicles in Mexico reached 3,040,178 units, which represents a decrease of (-) 20.23 per cent in comparison of the same period of last year.
Light vehicles for exports	Between January and December of 2020, production of light vehicles for exports in Mexico reached 2,681,806 units, which represents a decrease of (-) 20.85 per cent in regards of the same period of last year.
Light vehicles sales	Between January and December of 2020, sales of light vehicles in Mexico reached 949,353 units, which represents a decrease of (-) 27.97 per cent in comparison of the same period of last year.
Heavy vehicles production	Between January and December of 2020, production of heavy vehicles in Mexico reached 136,422 units, which represents a decrease of (-) 32.49 per cent in comparison of the same period of last year.
Heavy vehicles for exports	Between January and December of 2020, production of heavy vehicles for exports in Mexico reached 115,747 units, which represents a decrease of (-) 31.38 per cent in regards of the same period of last year.

1 - Mexican economic environment

Industrial Production in Mexico, 2017 – Nov 2020 (annual average rate of growth)



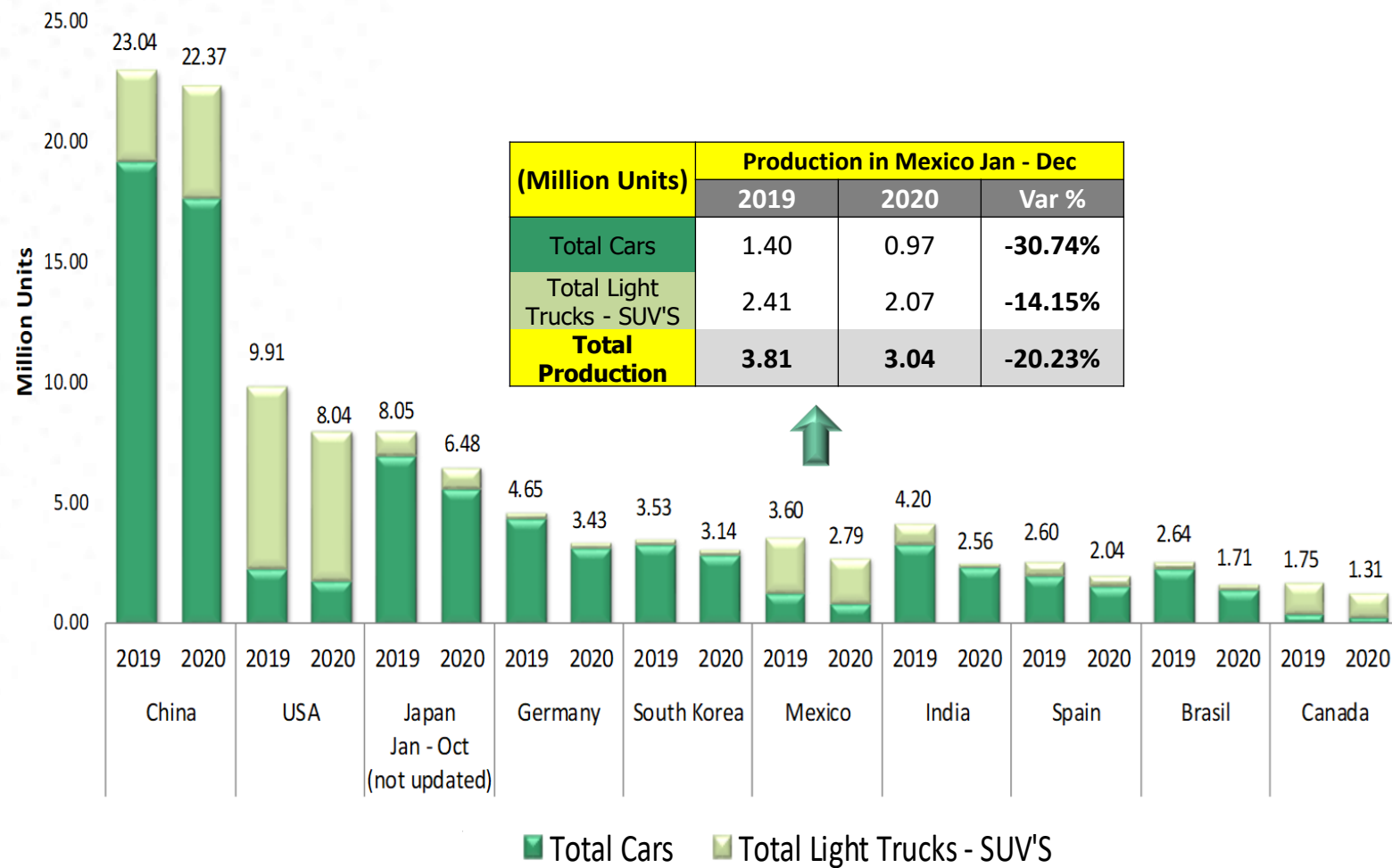
Concept	Var - Nov % 2019 vs 2020
Industrial Activity	(-) 3.72 %
Manufacturing Industry	(-) 2.13 %
Manufacture of transport equipment	(-) 4.21 %



	(Million Units)		Var %
	2019	2020	
Total Cars	19.18	17.65	-7.95%
Total Light Trucks - SUV'S	3.86	4.72	22.21%
Total Production	23.04	22.37	-2.89%
Total Cars	2.35	1.79	-23.82%
Total Light Trucks - SUV'S	7.56	6.25	-17.34%
Total Production	9.91	8.04	-18.88%
Total Cars	7.02	5.63	-19.74%
Total Light Trucks - SUV'S	1.04	0.84	-18.67%
Total Production	8.05	6.48	-19.60%
Total Cars	4.39	3.23	-26.46%
Total Light Trucks - SUV'S	0.27	0.21	-22.36%
Total Production	4.65	3.43	-26.23%
Total Cars	3.30	2.94	-10.93%
Total Light Trucks - SUV'S	0.23	0.20	-11.48%
Total Production	3.53	3.14	-10.96%
Total Cars	1.31	0.90	-31.18%
Total Light Trucks - SUV'S	2.28	1.88	-17.55%
Total Production	3.60	2.79	-22.53%
Total Cars	3.36	2.40	-28.61%
Total Light Trucks - SUV'S	0.83	0.15	-81.53%
Total Production	4.20	2.56	-39.09%
Total Cars	2.07	1.64	-21.00%
Total Light Trucks - SUV'S	0.53	0.40	-23.71%
Total Production	2.60	2.04	-21.55%
Total Cars	2.31	1.45	-37.28%
Total Light Trucks - SUV'S	0.33	0.26	-22.07%
Total Production	2.64	1.71	-35.36%
Total Cars	0.46	0.31	-32.52%
Total Light Trucks - SUV'S	1.29	1.00	-22.66%
Total Production	1.75	1.31	-25.24%

2 - Production of light vehicles in the world

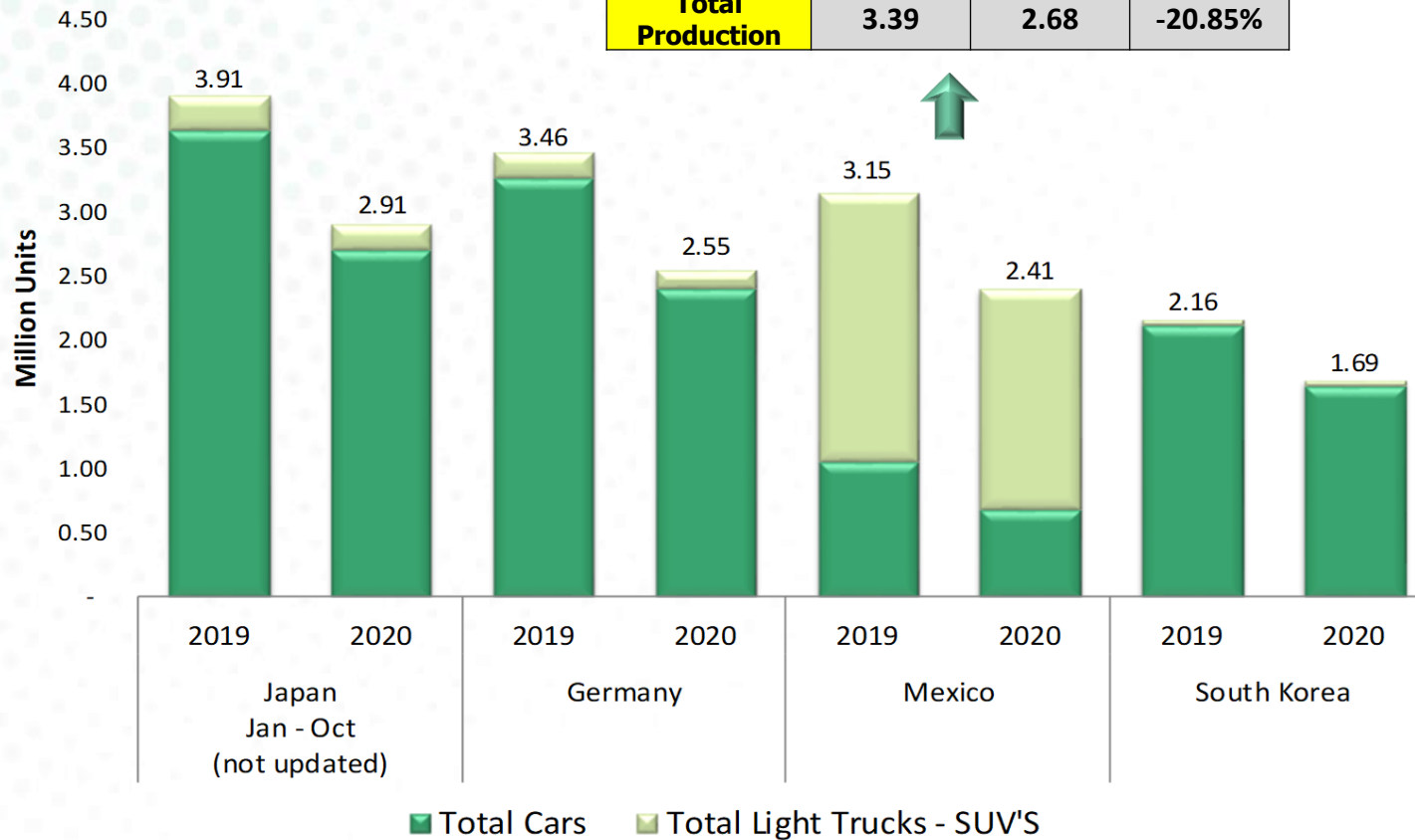
Jan – Nov 2019 vs 2020



Source: CAAM, JAMA, VDA, KAMA, MARKLINES, INEGI, ANFAC, ANFAVEA, Automotive News Data Center

3 - Production of light vehicles for exports in the world Jan – Nov 2019 vs 2020

(Million Units)	Exports in Mexico Jan - Dec		
	2019	2020	Var %
Total Cars	1.14	0.74	-34.61%
Total Light Trucks - SUV'S	2.25	1.94	-13.90%
Total Production	3.39	2.68	-20.85%

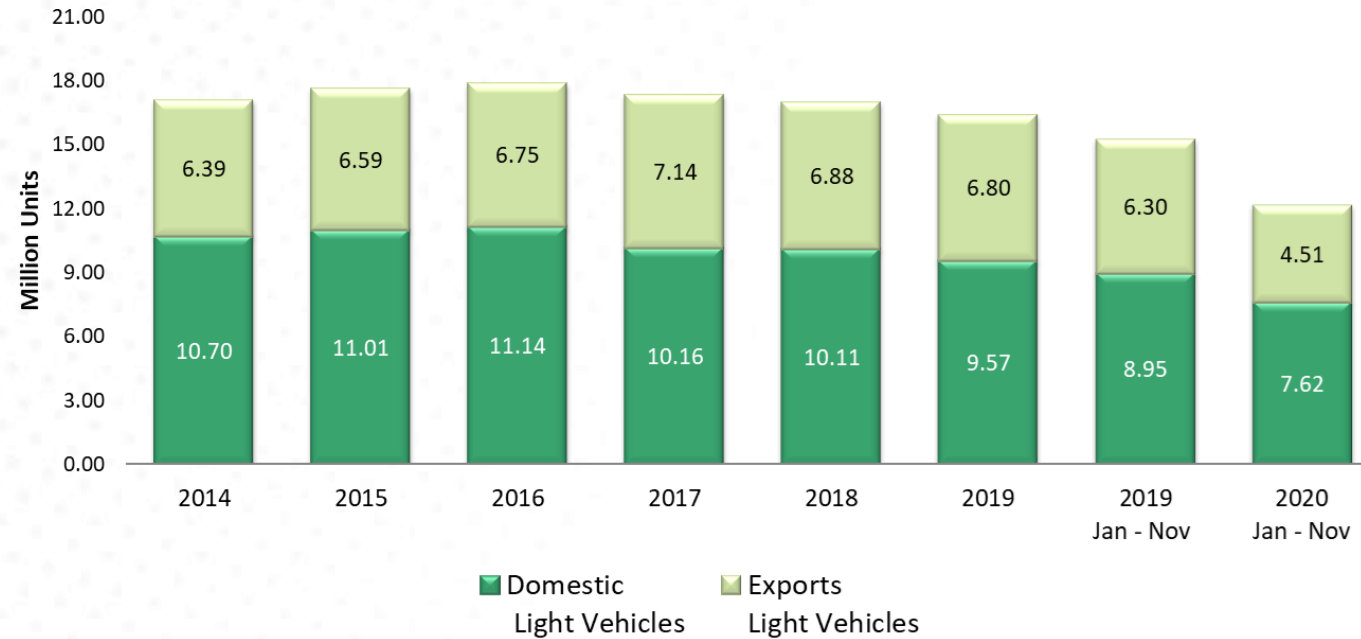


	(Million Units)		Var %
	2019	2020	
Total Cars	3.64	2.71	-25.47%
Total Light Trucks - SUV'S	0.27	0.20	-25.74%
Total Export	3.91	2.91	-25.48%
Total Cars	3.27	2.40	-26.46%
Total Light Trucks - SUV'S	0.20	0.15	-24.94%
Total Export	3.46	2.55	-26.37%
Total Cars	1.07	0.69	-35.74%
Total Light Trucks - SUV'S	2.09	1.72	-17.44%
Total Export	3.15	2.41	-23.63%
Total Cars	2.11	1.65	-21.88%
Total Light Trucks - SUV'S	0.05	0.04	-18.47%
Total Export	2.16	1.69	-21.80%

Source: VDA, JAMA, INEGI, KAMA



4 - Production & exports of light vehicles in North America Jan – Nov 2019 vs 2020



(Million Units)	2014	2015	2016	2017	2018	2019	2019 Jan - Nov	2020 Jan - Nov	Var %
Domestic Light Vehicles	10.70	11.01	11.14	10.16	10.11	9.57	8.95	7.62	-14.91%
Exports Light Vehicles	6.39	6.59	6.75	7.14	6.88	6.80	6.30	4.51	-28.36%
Total Production	17.09	17.60	17.89	17.30	17.00	16.38	15.25	12.13	-20.47%

5 - Sales of domestic market of light vehicles at our main exports markets

Jan – Dec 2019 vs 2020



(Million Units)	2019	2020	Var %
	17.06	14.58	-14.56%



2019	2020	Var %
1.91	1.54	-19.69%



2019	2020	Var %
3.95	3.21	-18.68%



2019	2020	Var %
0.37	0.31	-16.02%



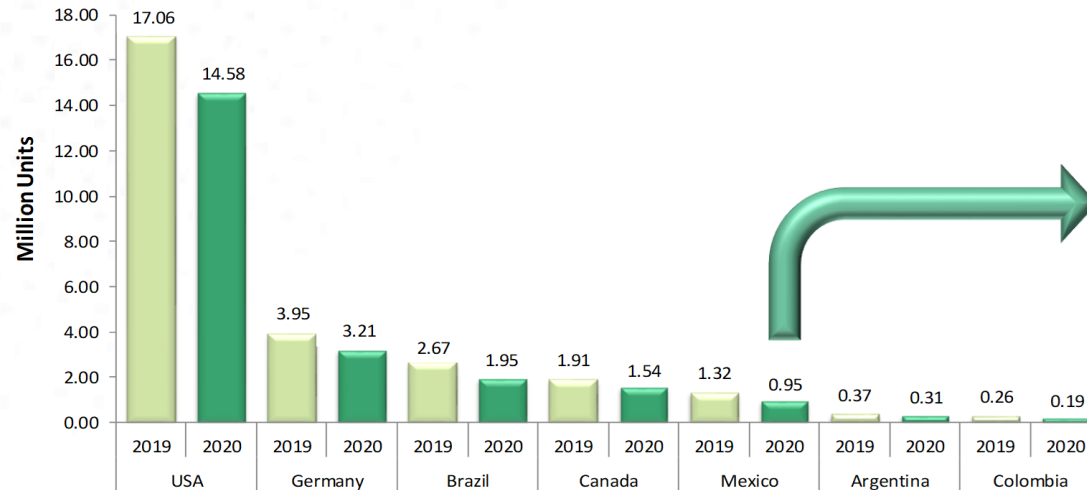
2019	2020	Var %
2.67	1.95	-26.66%



2019	2020	Var %
0.26	0.19	-28.45%



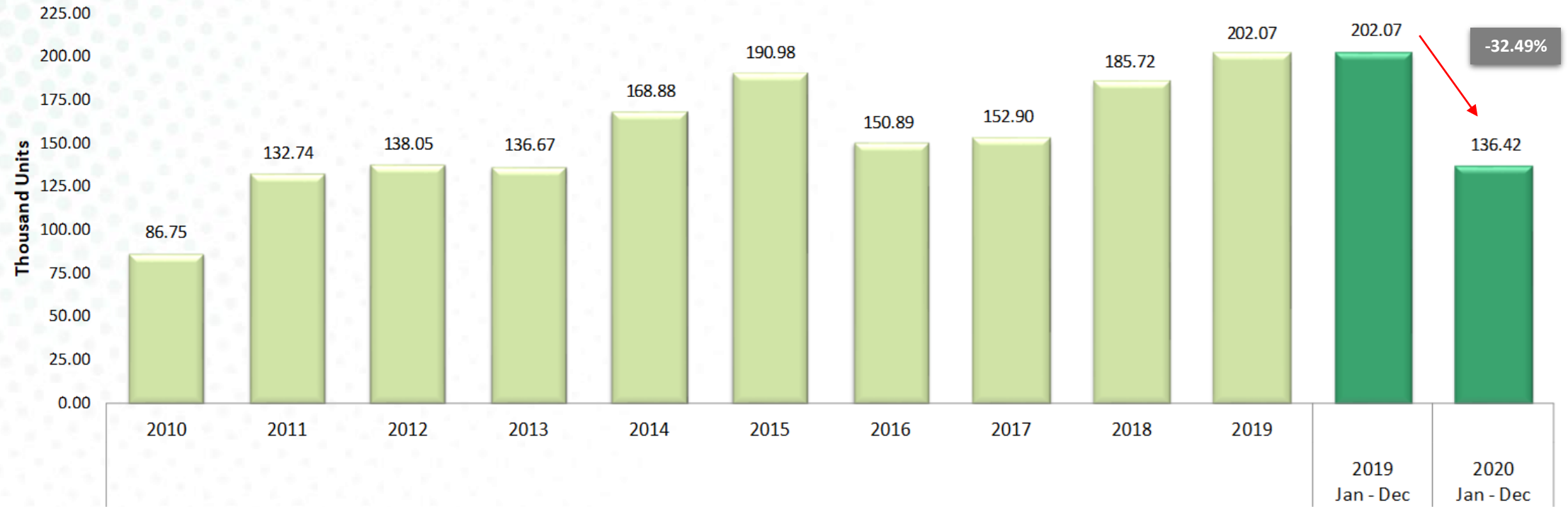
2019	2020	Var %
1.32	0.95	-27.97%
(Reference)		



(Million Units)	Sales of domestic market in Mexico		
	2019	2020	Var %
Total Cars	0.76	0.53	-30.37%
Total Light Trucks - SUV'S	0.55	0.42	-24.65%
Total Sales	1.32	0.95	-27.97%

6 - Production of heavy vehicles in Mexico

Jan – Dec 2019 vs 2020



(Thousand Units)	2010	2011	2012	2013	2014	2015	2016	2017	2018	2019	2019 Jan - Dec	2020 Jan - Dec	Var %
Total Production	86.75	132.74	138.05	136.67	168.88	190.98	150.89	152.90	185.72	202.07	202.07	136.42	-32.49%

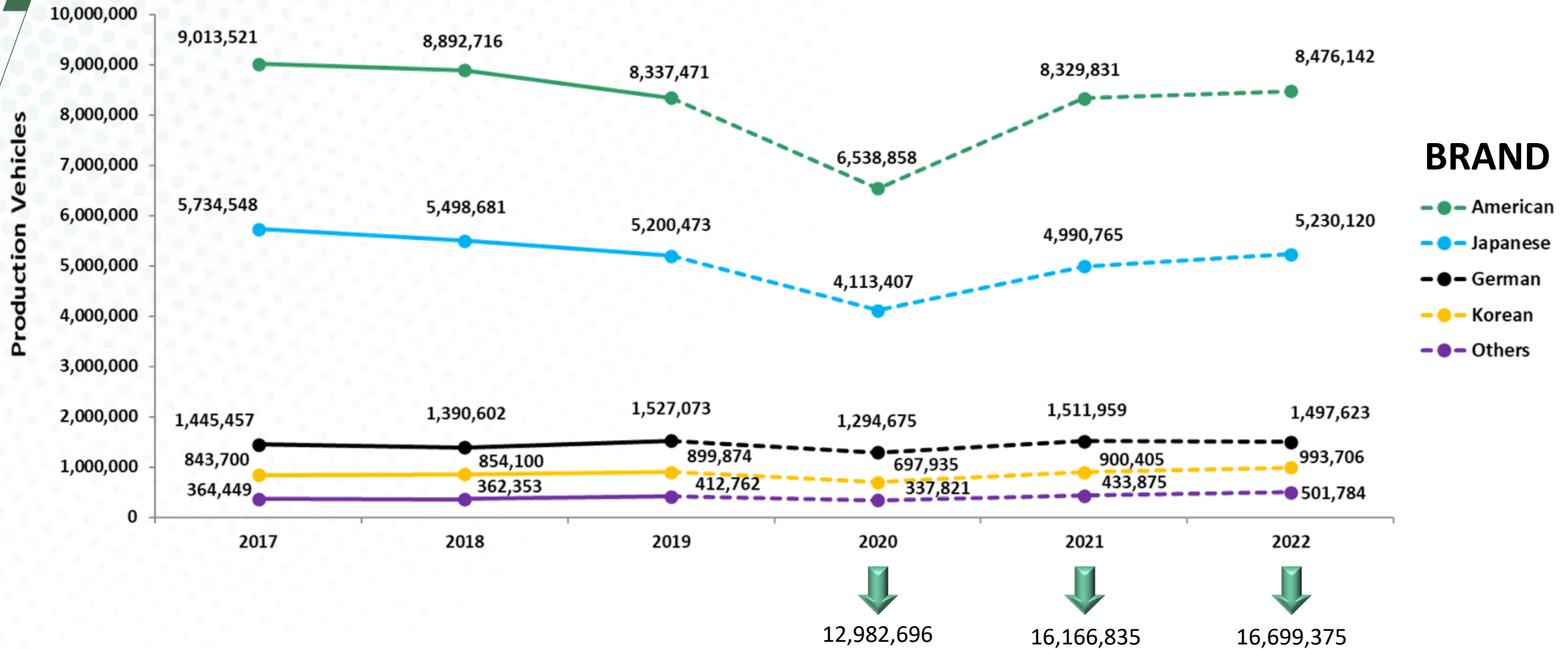
7 - Production of heavy vehicles for exports in Mexico

Jan - Dec 2019 vs 2020



(Thousand Units)	2010	2011	2012	2013	2014	2015	2016	2017	2018	2019	2019 Jan - Dec	2020 Jan - Dec	Var %
Total Export	62.65	105.39	104.16	97.50	124.02	156.89	106.16	114.25	149.25	168.69	168.69	115.75	-31.38%

8 - Forecast of light vehicles production in North America



Julio Galvan

Manager of Economic Studies



jgalvan@ina.com.mx



Industria Nacional de Autopartes, A.C.



INA Industria Nacional de Autopartes A.C.



@inaoficialmx



INA Industria Nacional de Autopartes A.C.



www.ina.com.mx

